

# Medical Office Careers At a Glance 2008



## Students

### Enrollment – Credit Programs

Unduplicated Head Count ..... 262

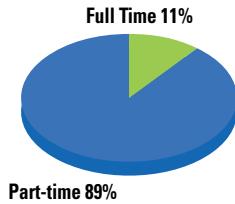
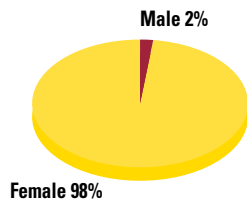
### FYE (Full Year Equivalent)

2009..... (projected) 27.00

2008..... 20.23

2007..... 17.93

2006..... 22.17



**Average Age** ..... 33.6

### Ethnic Background

Caucasian ..... 58%

African American..... 15%

Asian ..... 10%

American Indian......5%

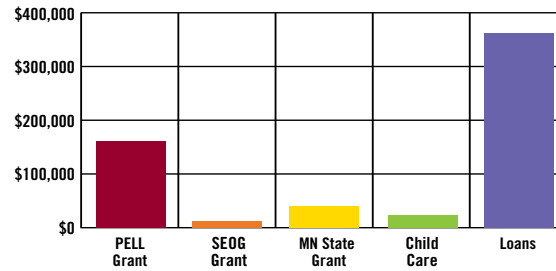
Hispanic......3%

Not Declared......9%

### Top Counties of Origin

Hennepin, Anoka, Carver, Scott, Wright

## Financial Aid



Financial Aid Recipients ..... 40%

Average Loan Amount ..... \$3353

Average Financial Aid Amount ..... \$5360

## Schedule

### Time of Day

Before 3 p.m ..... 8%

After 3 p.m. and Weekends ..... 92%

## Placement

### Class of 2007

Related Placement ..... 100%

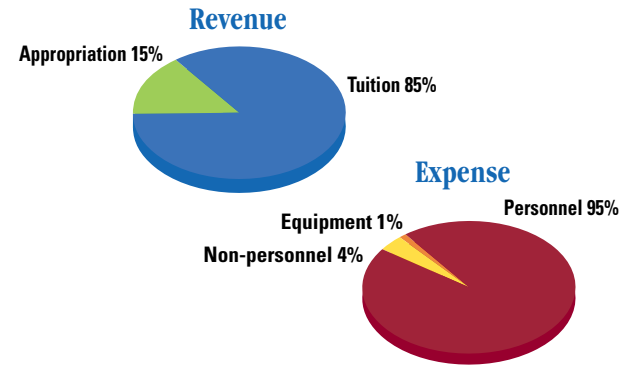
### Sample of Employers for 2007 Graduates

- Crescent Data Communications
- Alph Transcription
- Allina Clinic
- North Memorial Hospital
- Aspen Medical Group

## Program Data

Employees	Headcount	FTE
Fulltime Faculty.....	0.....	0.00
Part-time/Adjunct.....	3.....	1.22
CLA.....	0.....	0.00

## Finance



### Award Types Available

- Medical Administrative Assistant A.A.S.
- Medical Administrative Assistant Diploma
- Medical Coding Specialist Diploma – joint program with Anoka Technical College
- Medical Receptionist Occupational Certificate

### Desire2Learn

- Online (0)
- Enhanced (9) FYE 15.07
- Web Supplemented (2) FYE 3.47

### Points of Interest

- Advanced transcription training
- CPT-4 coding courses
- Flexible class scheduling
- Industry-trained instructors
- Growing job market

