

Medical Assistant At a Glance 2008



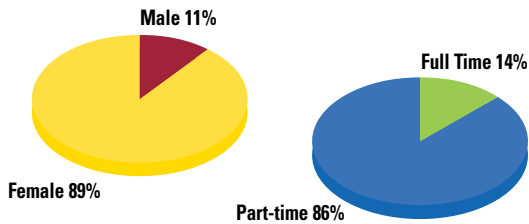
Students

Enrollment – Credit Programs

Unduplicated Head Count 44

FYE (Full Year Equivalent)

2009..... (projected) 0
 2008..... 7.17
 2007..... 0
 2006..... 0



Average Age..... 29.1

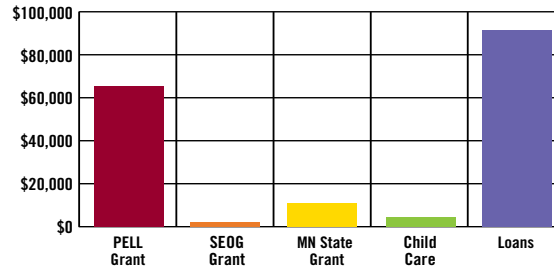
Ethnic Background

Caucasian 41%
 African American..... 32%
 Asian 14%
 American Indian..... 2%
 Hispanic..... 2%
 Not Declared..... 9%

Top Counties of Origin

Hennepin, Carver, Scott, Anoka, Dakota

Financial Aid



Financial Aid Recipients 89%
 Average Loan Amount \$2342
 Average Financial Aid Amount \$4368

Schedule

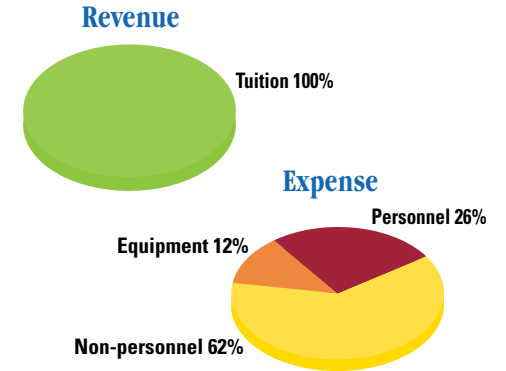
Time of Day

Before 3 p.m 100%
 After 3 p.m. and Weekends 0%

Program Data

Employees	Headcount	FTE
Fulltime Faculty.....	1.....	1.00
Part-time/Adjunct.....	1.....	0.06
CLA.....	0.....	0.00

Finance



Desire2Learn

- Online (0)
- Enhanced (1) FYE .80
- Web Supplemented (0)

Hennepin Technical College is an equal opportunity educator and employer.



This document is available in alternative formats to individuals with disabilities.