

# Graphic Design At a Glance 2008



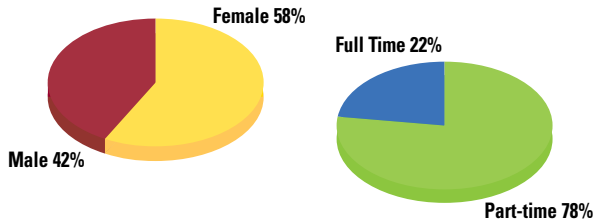
## Students

### Enrollment – Credit Programs

Unduplicated Head Count ..... 231

### FYE (Full Year Equivalent)

2009..... (projected) 80.00  
 2008..... 81.87  
 2007..... 84.03  
 2006..... 89.30



**Average Age** ..... 32.1

### Ethnic Background

Caucasian ..... 81%  
 Asian ..... 5%  
 African American..... 5%  
 Hispanic..... 4%  
 American Indian..... 1%  
 Not Declared..... 4%

### Top Counties of Origin

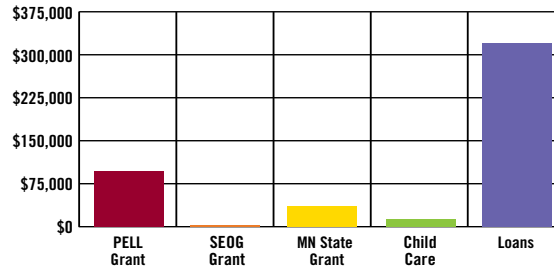
Hennepin, Anoka, Sherburne, Wright, Carver

Hennepin Technical College is an equal opportunity educator and employer.



This document is available in alternative formats to individuals with disabilities.

## Financial Aid



Financial Aid Recipients ..... 39%  
 Average Loan Amount ..... \$3515  
 Average Financial Aid Amount ..... \$5004

## Schedule

### Time of Day

Before 3 p.m. .... 60%  
 After 3 p.m. and Weekends ..... 40%

## Placement

### Class of 2007

Related Placement ..... 92%

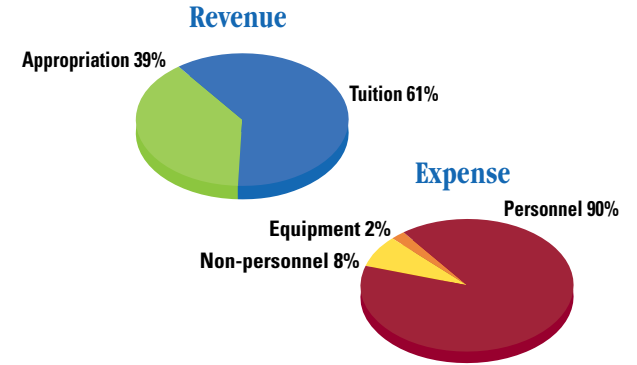
### Sample of Employers for 2007 Graduates

- Custom HBC
- H and H Marketing
- Office Max
- Mile High Valet Service
- Self employed

## Program Data

Employees	Headcount	FTE
Fulltime Faculty.....	3.....	3.00
Part-time/Adjunct.....	7.....	1.59
CLA.....	1.....	0.82

## Finance



### Award Types Available

- Graphic Design - Creative Emphasis A.A.S., Diploma
- Graphic Design - Web Design Emphasis A.A.S., Diploma
- Graphic Design - Printing Industry Emphasis A.A.S.
- Graphic Design - Production Emphasis Diploma
- Digital Production Certificate
- Production Technician for Digital Publishing Certificate
- Basic Web Technologies Certificate

### Desire2Learn

- Online (0)
- Enhanced (0)
- Web Supplemented (1) FYE 2.00

### Points of Interest

- Day and evening courses
- Uses most current software versions
- Highly qualified faculty
- Option of creative or production emphasis training