

Environmental Health & Safety At a Glance 2008



Students

Enrollment – Credit Programs

Unduplicated Head Count 3

FYE (Full Year Equivalent)

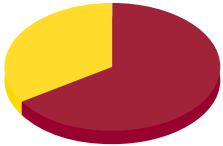
2009..... (projected) 0

2008..... 1.90

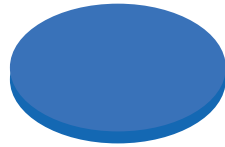
2007..... 0

2006..... 0

Female 33%



Male 67%



Part-time 100%

Average Age..... 30.5

Ethnic Background

Caucasian 33%

African American..... 0%

Asian 0%

American Indian..... 0%

Hispanic..... 0%

Not Declared..... 67%

Top Counties of Origin

Ramsey

Financial Aid

\$100,000					
\$80,000					
\$40,000					
\$40,000					
\$20,000					
\$0					
	PELL Grant	SEOG Grant	MN State Grant	Child Care	Loans

Financial Aid Recipients..... 0%

Average Loan Amount..... \$0

Average Financial Aid Amount..... \$0

Schedule

Time of Day

Before 3 p.m..... 100%

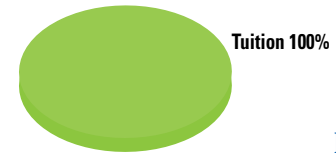
After 3 p.m. and Weekends..... 0%

Program Data

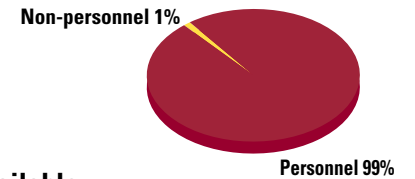
Employees	Headcount	FTE
Fulltime Faculty.....	1.....	0.09
Part-time/Adjunct.....	1.....	0.16
CLA.....	0.....	0.00

Finance

Revenue



Expense



Award Types Available

- Hazardous Material Technology Certificate

Desire2Learn

- Online (0)
- Enhanced (1) FYE .60
- Web Supplemented (0)

Hennepin Technical College is an equal opportunity educator and employer.



This document is available in alternative formats to individuals with disabilities.