

# Hennepin Technical College

## Business At a Glance 2008



### Students

#### Enrollment – Credit Programs

Unduplicated Head Count ..... 124

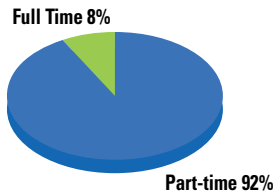
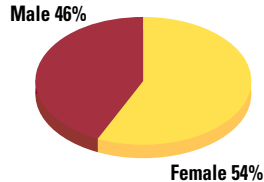
#### FYE (Full Year Equivalent)

2009..... (projected) 30.00

2008..... 17.90

2007..... 17.20

2006..... 14.00



Average Age..... 30

#### Ethnic Background

Caucasian .....60%

African American.....21%

Asian .....11%

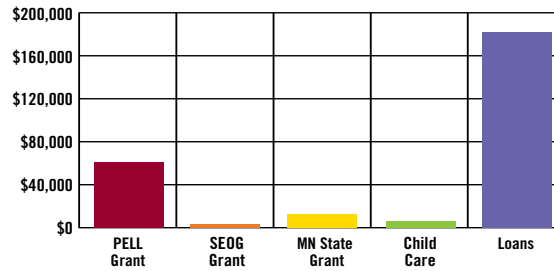
Hispanic.....4%

Not Declared.....3%

#### Top Counties of Origin

Hennepin, Anoka, Scott, Carver, Ramsey

### Financial Aid



Financial Aid Recipients.....47%

Average Loan Amount..... \$3152

Average Financial Aid Amount..... \$4419

### Schedule

#### Time of Day

Before 3 p.m.....3%

After 3 p.m. and Weekends.....97%

### Program Data

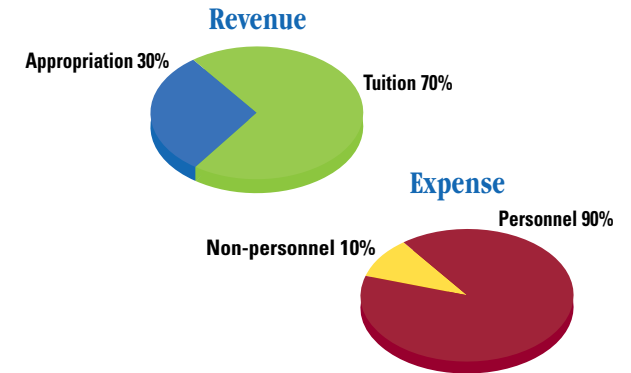
Employees	Headcount	FTE
Fulltime Faculty.....	2.....	1.06
Part-time/Adjunct.....	0.....	0.00
CLA.....	0.....	0.00

Hennepin Technical College is an equal opportunity educator and employer.



This document is available in alternative formats to individuals with disabilities.

### Finance



#### Award Types Available

- Business Analyst A.A.S.
- Professional Sales (Business to Business) A.A.S.
- Business Management Occupational Certificate

#### Desire2Learn

- Online (0)
- Enhanced (5) FYE 8.00
- Web Supplemented (0)

#### Points of Interest

- Highly experienced faculty
- Web-enhanced course work
- Unique capstone project
- A.A.S. degree graduates in high demand
- Transfer agreement with Metropolitan State University BAS degree in Organizational Management
- One on one advising to help students reach their graduate goal
- Certificate in Business Management available
- Evening classes available
- Practical assignments