

# Automation Robotics Engineering Technology At a Glance



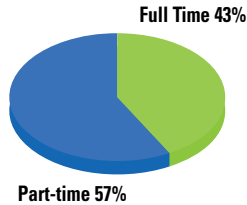
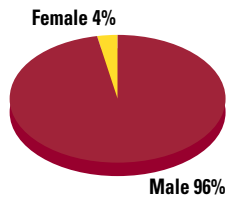
## Students

### Enrollment – Credit Programs

Unduplicated Head Count ..... 80

### FYE (Full Year Equivalent)

2009..... (projected) 30.67  
 2008..... 31.03  
 2007..... 16.70  
 2006..... 14.30



**Average Age** ..... 32.5

### Ethnic Background

Caucasian ..... 63%  
 Asian ..... 10%  
 African American..... 6%  
 Hispanic..... 6%  
 Hawaiian/Native Islander..... 1%  
 Not Declared..... 14%

### Top Counties of Origin

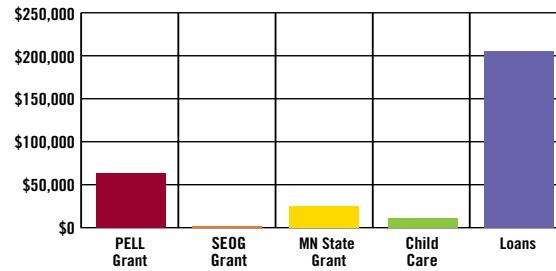
Hennepin, Anoka, Scott, Sherburne, Ramsey

Hennepin Technical College is an equal opportunity educator and employer.



This document is available in alternative formats to individuals with disabilities.

## Financial Aid



Financial Aid Recipients ..... 59%  
 Average Loan Amount ..... \$4388  
 Average Financial Aid Amount ..... \$6533

## Schedule

### Time of Day

Before 3 p.m. .... 100%  
 After 3 p.m. and Weekends ..... 0%

## Placement

### Class of 2007

Related Placement ..... 100%

### Sample of Employers for 2007 Graduates

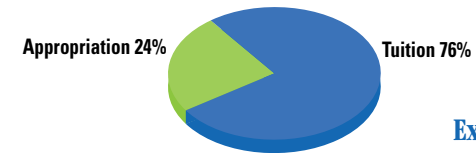
- Nestle Waters of North America Inc.

## Program Data

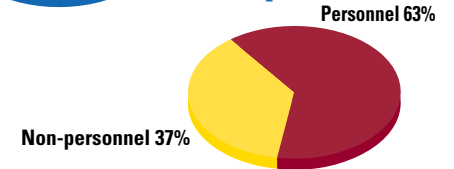
Employees	Headcount	FTE
Fulltime Faculty.....	1.....	1.00
Part-time/Adjunct.....	0.....	0.00
CLA.....	0.....	0.00

## Finance

### Revenue



### Expense



### Award Types Available

- Automated Robotics Engineering A.A.S.
- Automated Machinery Systems: Packaging Diploma
- Automated Machinery Adjuster Diploma

### Desire2Learn

- Online (0)
- Enhanced (0)
- Web Supplemented (0)

### Points of Interest

- Industrial automation
- Robotics (incl. Adept, Staubli)
- Multi-technology program; problem-solving
- Programmable machine controllers
- Machinery Manufacturers Institute (PMMI)
- Institute of Packaging Professionals (IOPP)