

Auto Mechanics Technology At a Glance 2008



Students

Enrollment – Credit Programs

Unduplicated Head Count 288

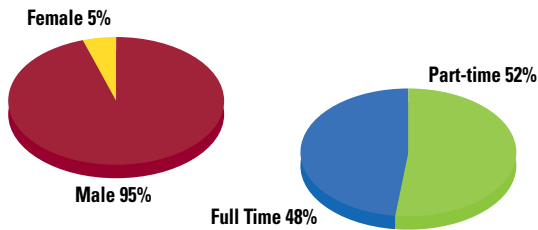
FYE (Full Year Equivalent)

2009..... (projected) 148.00

2008..... 142.73

2007..... 151.13

2006..... 149.53



Average Age 24.3

Ethnic Background

Caucasian 54%

Asian 15%

African American..... 15%

Hispanic..... 6%

American Indian..... 2%

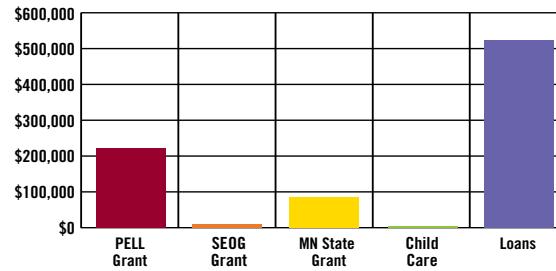
Hawaiian/Pacific Islander 1%

Not Declared..... 8%

Top Counties of Origin

Hennepin, Carver, Scott, Anoka, Dakota

Financial Aid



Financial Aid Recipients 61%

Average Loan Amount \$3052

Average Financial Aid Amount \$4830

Schedule

Time of Day

Before 3 p.m 63%

After 3 p.m. and Weekends 37%

Placement

Class of 2007

Related Placement 100%

Sample of Employers for 2007 Graduates

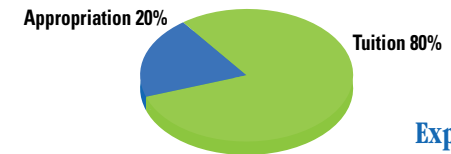
- Morries Hyundai
- Hopkins Auto Service
- Gould Brothers Chevrolet
- Firestone
- Car X

Program Data

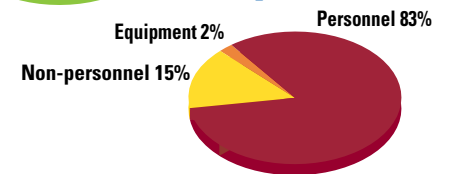
| Employees | Headcount | FTE |
|------------------------|-----------|------|
| Fulltime Faculty..... | 7..... | 7.00 |
| Part-time/Adjunct..... | 0..... | 0.00 |
| CLA..... | 1..... | 0.30 |

Finance

Revenue



Expense



Award Types Available

- Automotive Technician A.A.S.
- Automotive Technician Diploma

Desire2Learn

- Online (0)
- Enhanced (0)
- Web Supplemented (0)

Points of Interest

- Day & Evening Offerings
- Industry Internships
- Technology Integrated program
- NATEF accreditation
- ASE Master certified instructors
- Air Conditioning Mobile Service Certification
- ASE student testing

