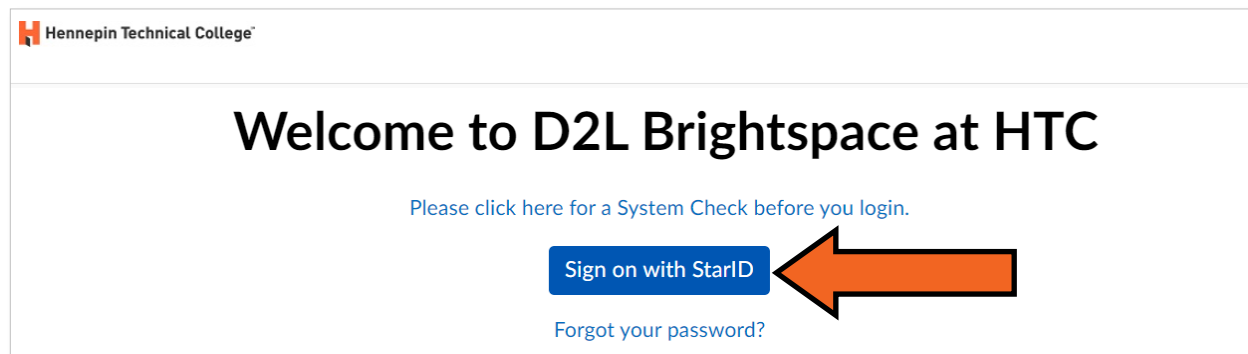


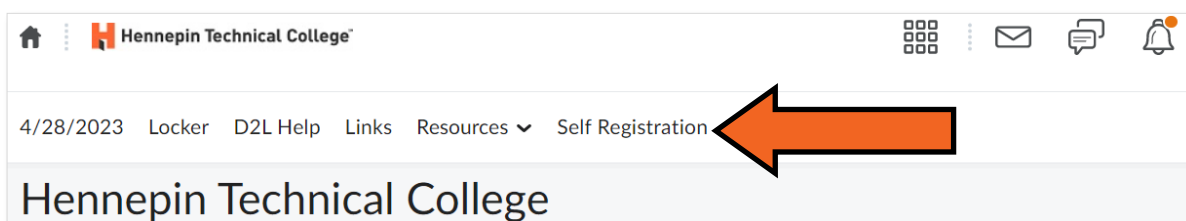
HOW TO SELF-REGISTER FOR ORIENTATION TO ONLINE LEARNING IN D2L

Step 1. Log in to [D2L](https://hennepintech.learn.minnstate.edu) with your StarID and password by clicking on the blue 'Sign on with StarID' button. (<https://hennepintech.learn.minnstate.edu>)



If you cannot log in with your StarID, or you do not know your StarID, contact HTC's Service Desk: service.desk@hennepintech.edu or 952-995-1411.

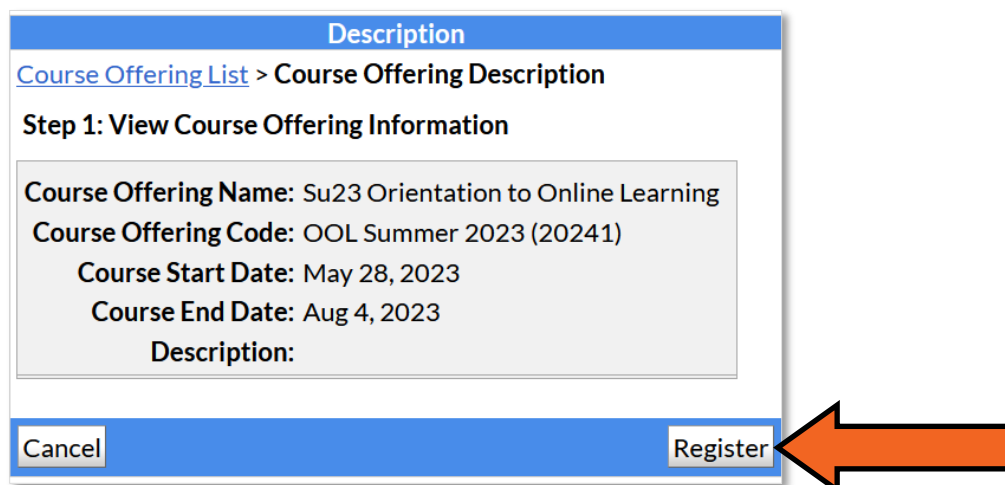
Step 2. Select "Self Registration" on the navigation bar.



Step 3. Select the link for the Orientation to Online Learning course for the current term.

Self Registering Course Offerings		
<u>Course Offering Code</u> ▼	<u>Course Offering Name</u>	<u>Course Offering Cost</u>
OOL Summer 2023 (20241)	Su23 Orientation to Online Learning	

Step 4. Select the "Register" button.



Step 5. Confirm that you have access to the email address that is auto-filled in the form. Select the “Submit” button.

Registration Form

[Course Offering List](#) > [Course Offering Description](#) > **Registration Form**

Step 2: Enter Registration Information

Required fields are marked with a *

* First Name:

* Last Name:

* Email:

Org Defined ID:

If you cannot access the email address, contact HTC’s Service Desk: service.desk@hennepintech.edu or 952-995-1411.

Step 6. Select the “Finish” button.

Confirmation

[Course Offering List](#) > [Course Offering Description](#) > [Registration Form](#) > **Confirmation**

Step 3: Confirmation

FirstName: Xxxx
 LastName: XXXXXXXX
 Email Address: xxxx@xxxx.com
 OrgDefinedId: XXXX

The Orientation to Online Learning Course will now be available on your Hennepin Tech D2L homepage.

If you have trouble with the self-registration process, contact the D2L Help Desk: d2lhelpdesk@hennepintech.edu